

# 2020 State Fact Sheet SOUTH CAROLINA

## Children in South Carolina

Children under six  
347,420

Children with all parents in the workforce  
225,044

Children at or near poverty level  
170,903

## Child Care Spaces

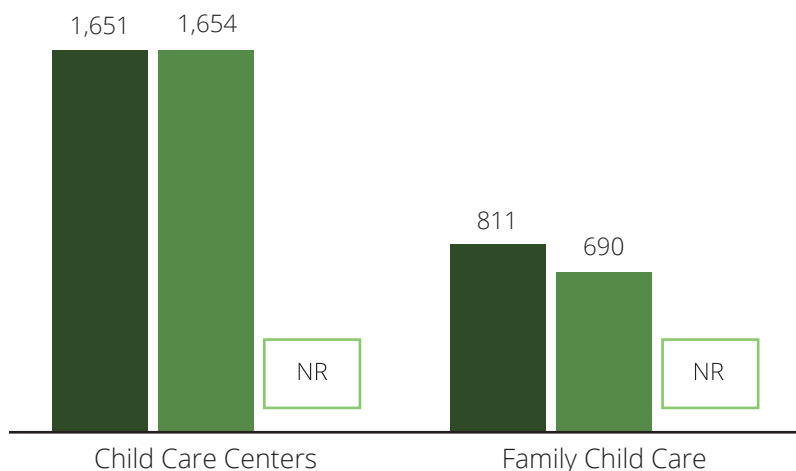
2018 2019 As of July 2020

Child Care Center Spaces  
183,779  
186,350  
NR

Family Child Care Spaces  
5,684  
5,763  
NR

## Child Care Programs

2018 2019 As of July 2020

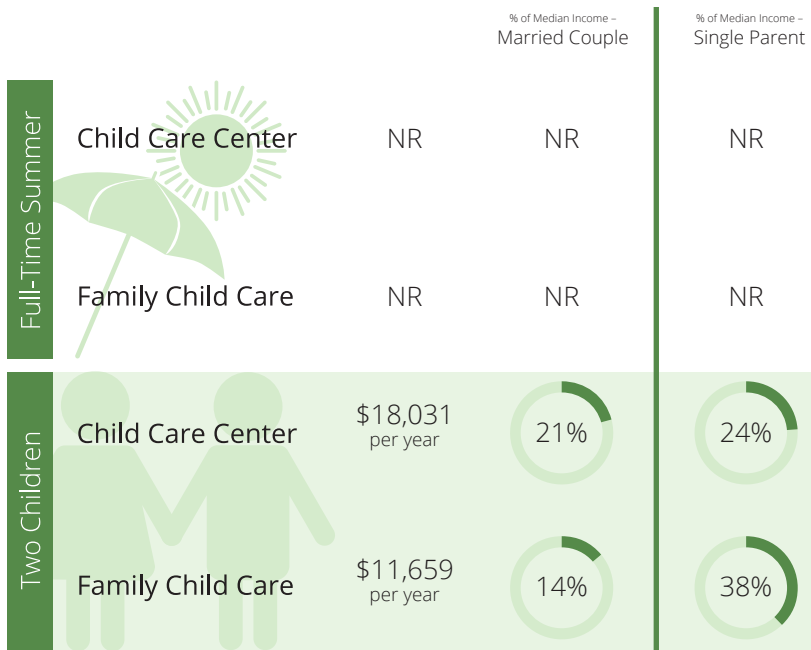


## Child Care Affordability

Age Group	Program	Cost per year	% of Median Income	
			Married Couple	Single Parent
Infant	Child Care Center	\$9,490	11%	39%
	Family Child Care	\$5,965	7%	25%
Toddler	Child Care Center	NR	NR	NR
	Family Child Care	NR	NR	NR
4-year-old	Child Care Center	\$8,541	10%	35%
	Family Child Care	\$5,694	7%	23%
Before/After School	Child Care Center	\$4,588	7%	25%
	Family Child Care	\$4,171	7%	23%



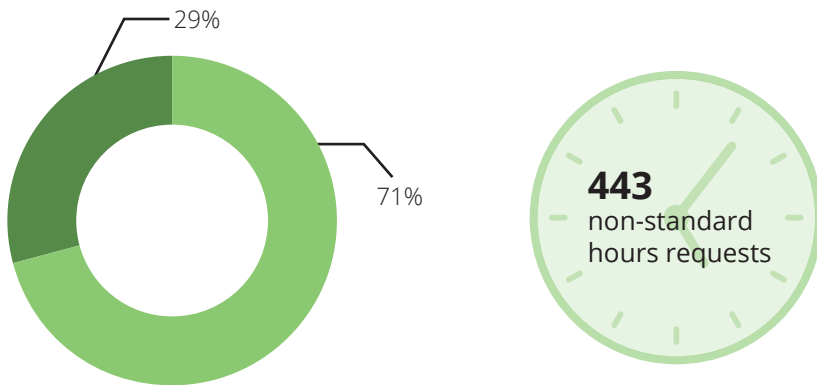
## Child Care Affordability Cont'd



## CCR&R Services


**525**  
referrals received

■ Requests for Center-based Care
 ■ Requests for Family Child Care
 ■ Not Specified

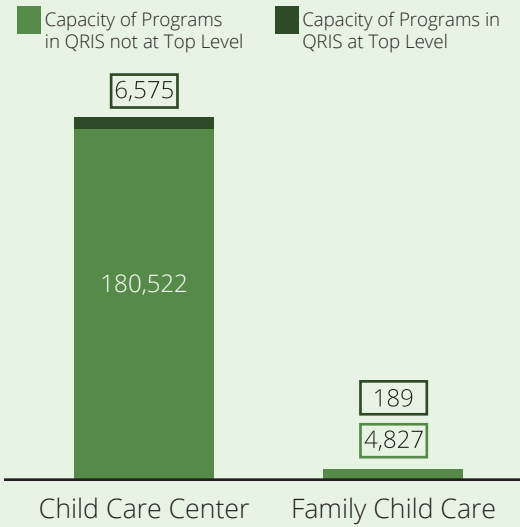
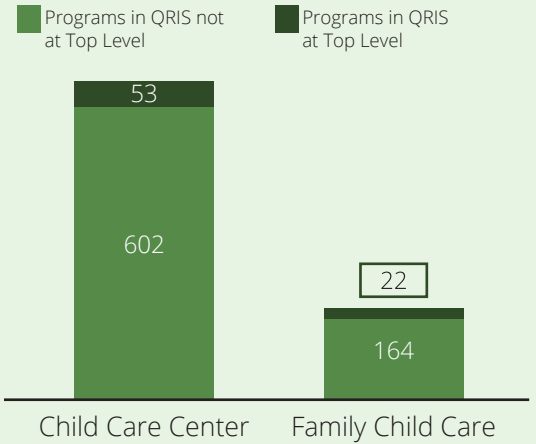


## Child Care Quality

% of Nationally Accredited Programs



Quality Rating and Improvement System



## Contacts



[www.sc-ccrr.org](http://www.sc-ccrr.org)



[childcareaware.org](http://childcareaware.org)