

2020 State Fact Sheet NORTH CAROLINA

Children in North Carolina

Children under six
724,272

Children with all parents in the workforce
459,527

Children at or near poverty level
343,920

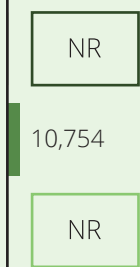
Child Care Spaces

2018 2019 As of July 2020

Child Care Center Spaces

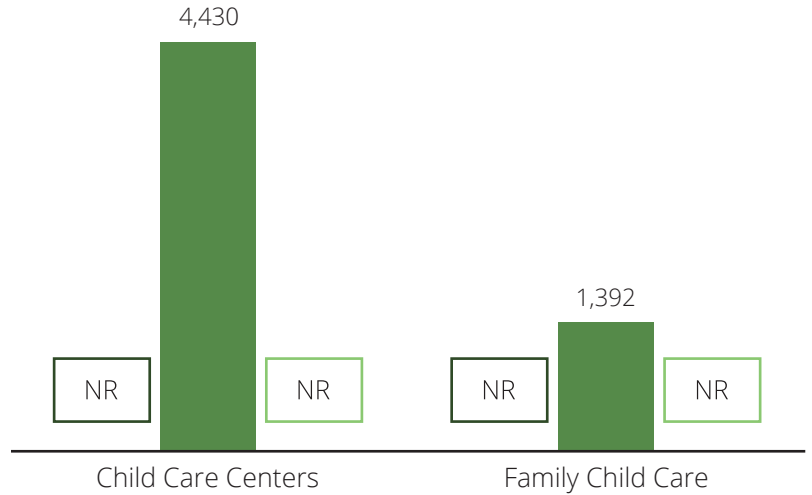


Family Child Care Spaces



Child Care Programs

2018 2019 As of July 2020

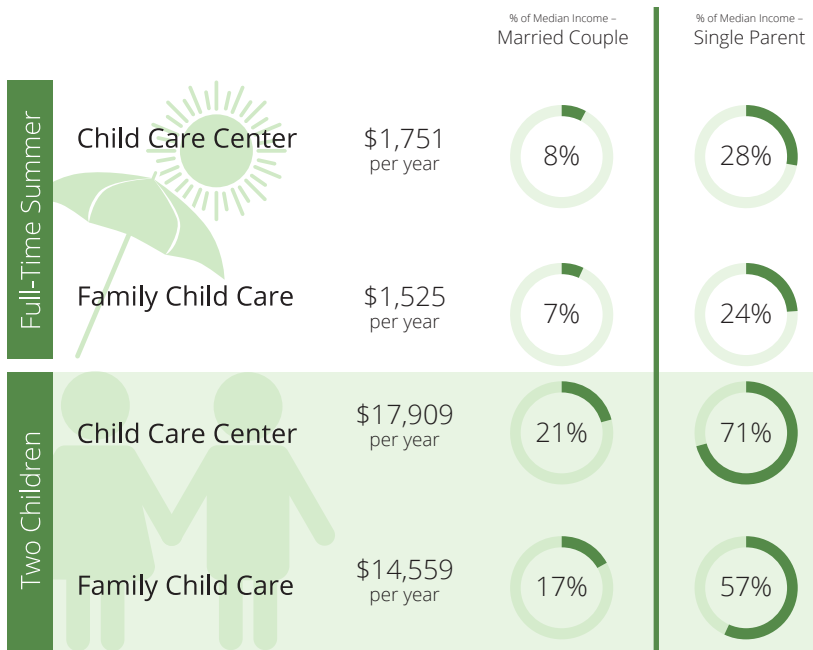


Child Care Affordability

| Age Group | Program | Cost per year | % of Median Income | |
|---------------------|-------------------|---------------|--------------------|---------------|
| | | | Married Couple | Single Parent |
| Infant | Child Care Center | \$9,650 | 11% | 38% |
| | Family Child Care | \$7,730 | 9% | 30% |
| Toddler | Child Care Center | \$8,746 | 10% | 34% |
| | Family Child Care | \$7,257 | 8% | 29% |
| 4-year-old | Child Care Center | \$8,259 | 9% | 33% |
| | Family Child Care | \$6,829 | 8% | 27% |
| Before/After School | Child Care Center | \$3,415 | 5% | 18% |
| | Family Child Care | \$3,122 | 5% | 16% |



Child Care Affordability Cont'd




CCR&R Services

21,738
referrals received

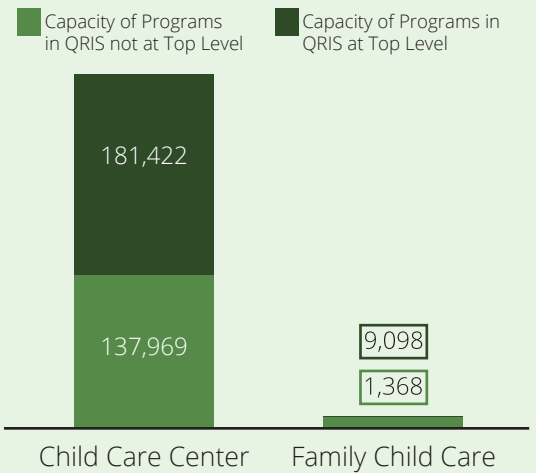
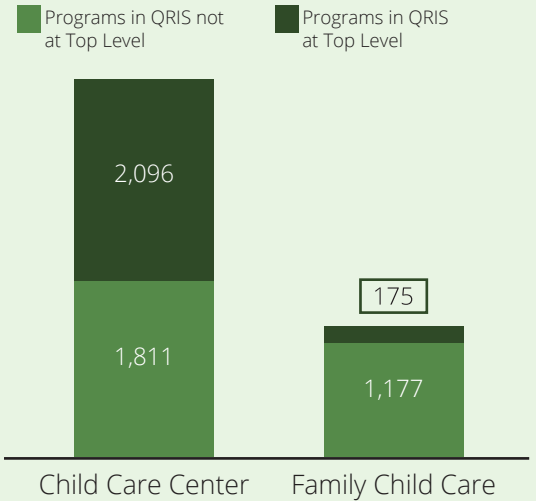


Child Care Quality

% of Nationally Accredited Programs



Quality Rating and Improvement System



Contacts

CCR&R Council
North Carolina Child Care Resource & Referral Council

<http://childcarerrnc.org/>



<http://www.childcareresourcesinc.org/>



childcareaware.org