

# 2020 State Fact Sheet NEW JERSEY

## Children in New Jersey

Children under six  
625,865

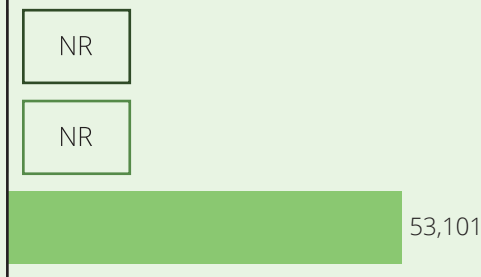
Children with all parents in the workforce  
410,163

Children at or near poverty level  
199,581

## Child Care Spaces

2018 2019 As of July 2020

### Child Care Center Spaces

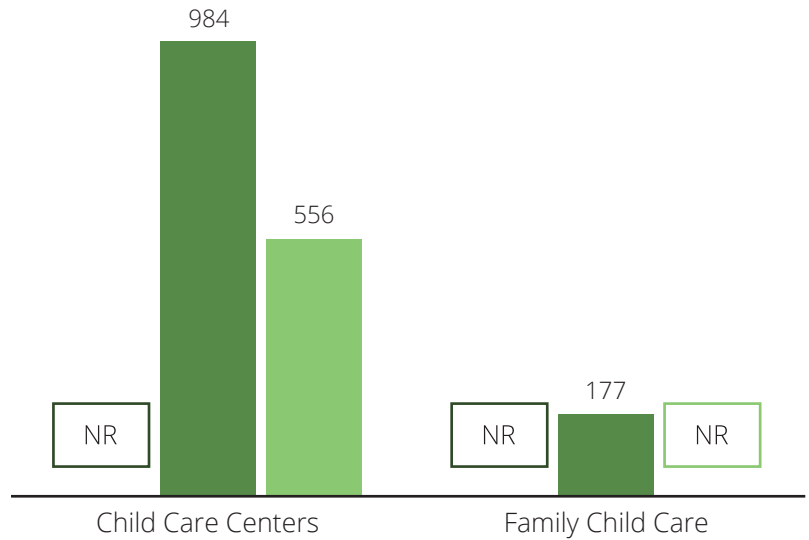


### Family Child Care Spaces



## Child Care Programs

2018 2019 As of July 2020



## Child Care Affordability

Age Group	Program	Annual Cost	% of Median Income	
			Married Couple	Single Parent
Infant	Child Care Center	\$16,268 per year	13%	50%
	Family Child Care	NR	NR	NR
Toddler	Child Care Center	\$14,954 per year	12%	46%
	Family Child Care	NR	NR	NR
4-year-old	Child Care Center	\$13,202 per year	10%	41%
	Family Child Care	NR	NR	NR
Before/After School	Child Care Center	NR	NR	NR
	Family Child Care	NR	NR	NR



## Child Care Affordability Cont'd

		% of Median Income – Married Couple		% of Median Income – Single Parent
Full-Time Summer	Child Care Center	NR	NR	NR
	Family Child Care	NR	NR	NR
Two Children	Child Care Center	\$29,470 per year	23%	91%
	Family Child Care	NR	NR	NR

## CCR&R Services



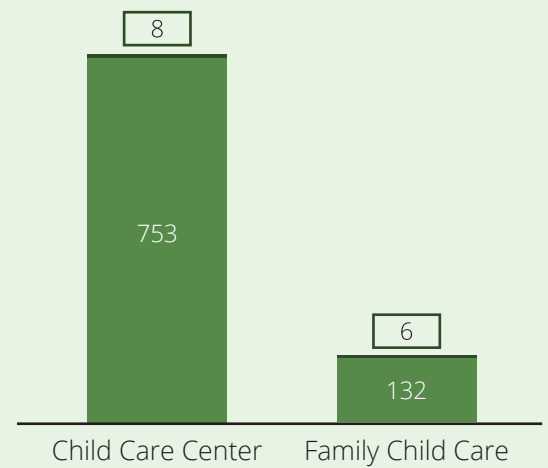
## Child Care Quality

% of Nationally Accredited Programs



Quality Rating and Improvement System

■ Programs in QRIS not at Top Level
 ■ Programs in QRIS at Top Level



## Contacts



<http://ccrnj.org/>



[childcareaware.org](http://childcareaware.org)