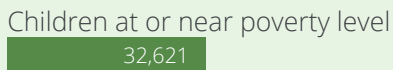
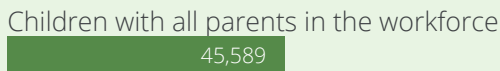


# 2020 State Fact Sheet

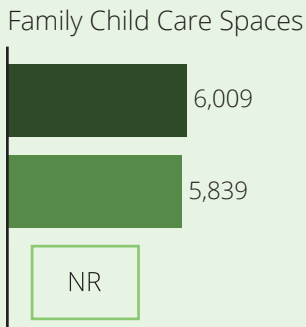
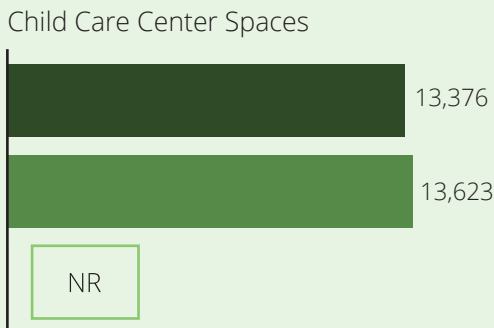
# MONTANA

## Children in Montana



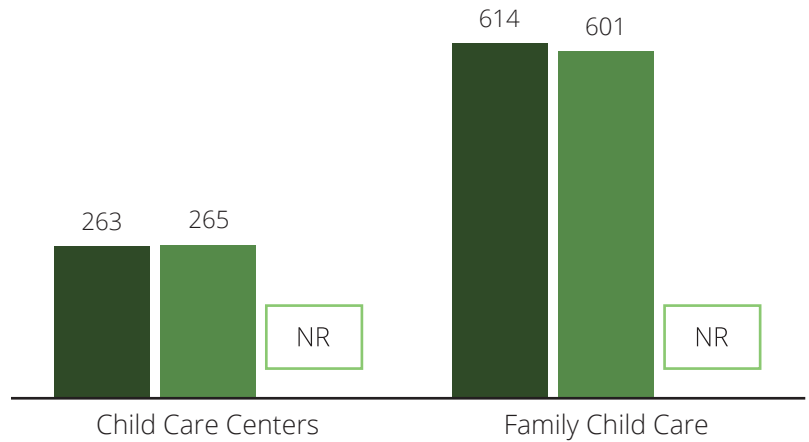
## Child Care Spaces

2018 2019 As of July 2020



## Child Care Programs

2018 2019 As of July 2020



## Child Care Affordability

Age Group	Program	% of Median Income	
		Married Couple	Single Parent
Infant	Child Care Center	NR	NR
	Family Child Care	NR	NR
Toddler	Child Care Center	NR	NR
	Family Child Care	NR	NR
4-year-old	Child Care Center	NR	NR
	Family Child Care	NR	NR
Before/After School	Child Care Center	NR	NR
	Family Child Care	NR	NR



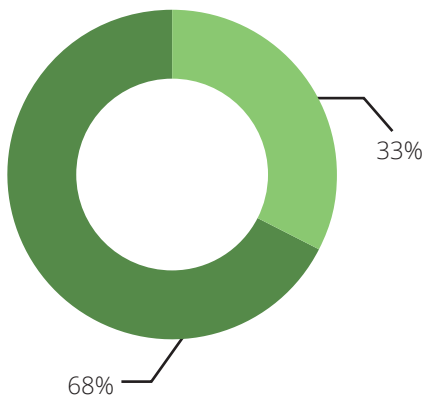
## Child Care Affordability Cont'd

			% of Median Income – Married Couple	% of Median Income – Single Parent
Full-Time Summer	Child Care Center	NR	NR	NR
	Family Child Care	NR	NR	NR
Two Children	Child Care Center	NR	NR	NR
	Family Child Care	NR	NR	NR

## CCR&R Services

**54,938**  
referrals received

■ Requests for Center-based Care
 ■ Requests for Family Child Care
 ■ Not Specified



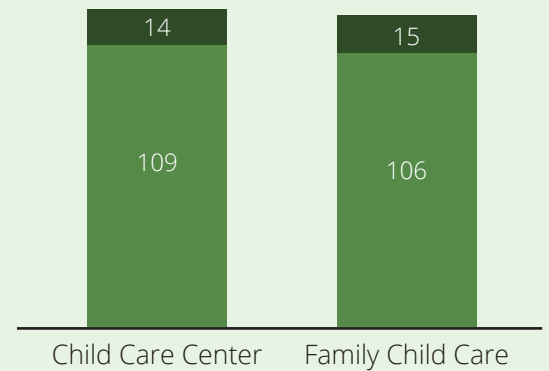
## Child Care Quality

% of Nationally Accredited Programs

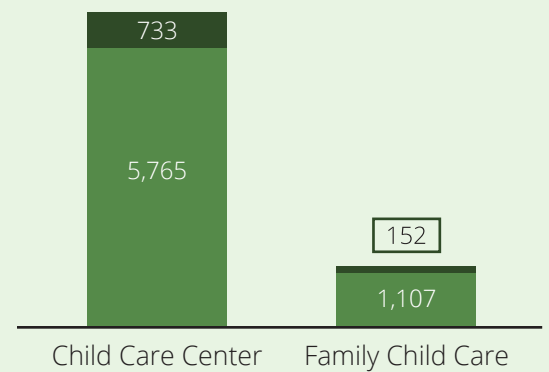


Quality Rating and Improvement System

■ Programs in QRIS not at Top Level
 ■ Programs in QRIS at Top Level



■ Capacity of Programs in QRIS not at Top Level
 ■ Capacity of Programs in QRIS at Top Level



## Contacts



[www.dphhs.mt.gov/hcsd/ChildCare](http://www.dphhs.mt.gov/hcsd/ChildCare)



[childcareaware.org](http://childcareaware.org)