

# 2020 State Fact Sheet INDIANA

## Children in Indiana

Children under six



Children with all parents in the workforce



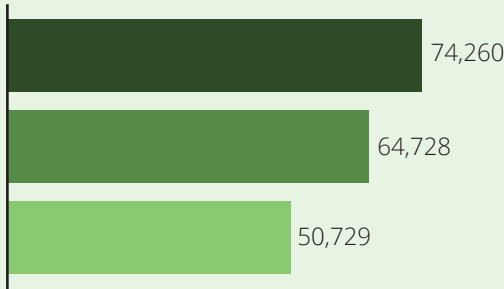
Children at or near poverty level



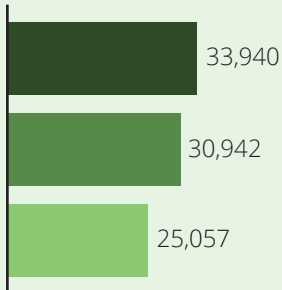
## Child Care Spaces

2018 2019 As of July 2020

Child Care Center Spaces

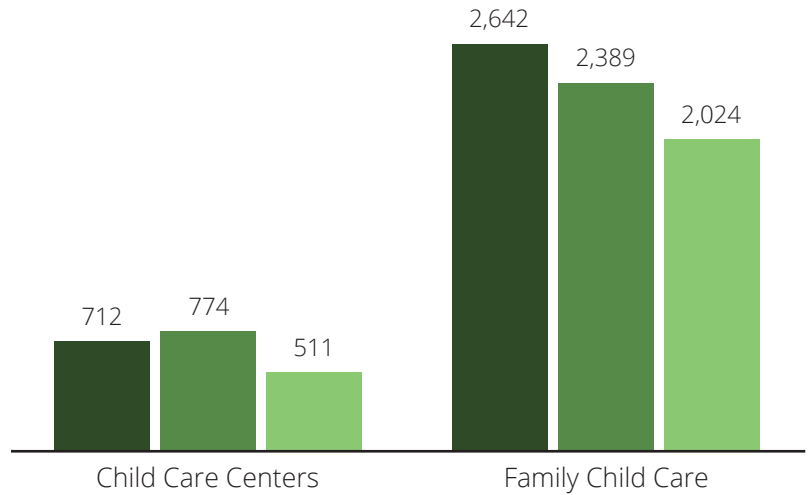


Family Child Care Spaces



## Child Care Programs

2018 2019 As of July 2020

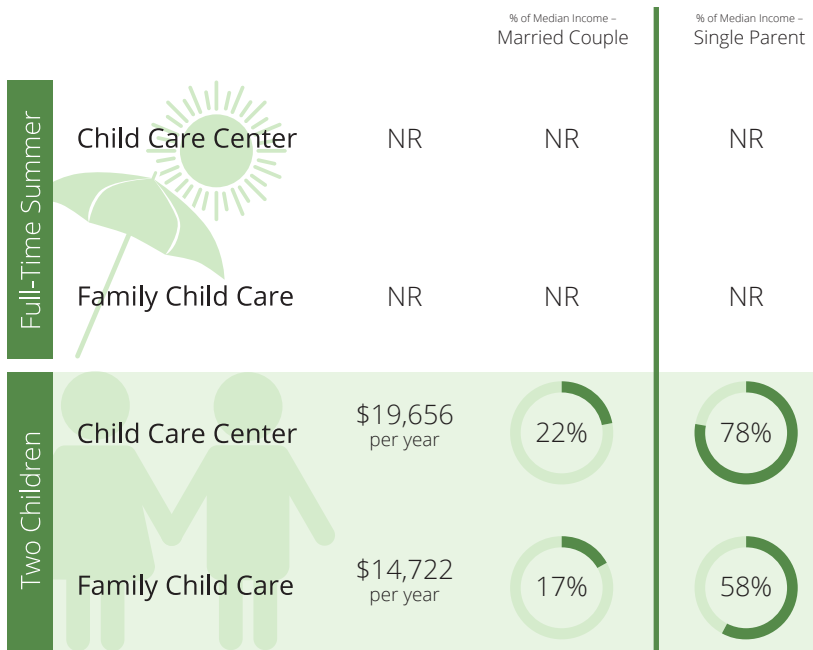


## Child Care Affordability

Age Group	Program	Cost per year	% of Median Income	
			Married Couple	Single Parent
Infant	Child Care Center	\$11,094	13%	44%
	Family Child Care	\$7,954	9%	31%
Toddler	Child Care Center	\$10,414	12%	41%
	Family Child Care	\$7,159	8%	28%
4-year-old	Child Care Center	\$8,562	10%	34%
	Family Child Care	\$6,768	8%	27%
Before/After School	Child Care Center	\$5,326	8%	28%
	Family Child Care	\$5,259	8%	28%



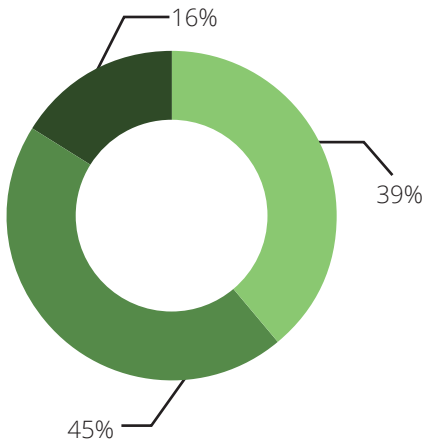
## Child Care Affordability Cont'd



## CCR&R Services


**4,962**  
referrals received

Requests for Center-based Care    Requests for Family Child Care    Not Specified



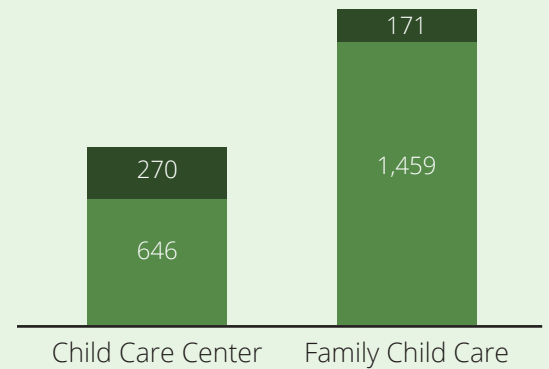
## Child Care Quality

% of Nationally Accredited Programs

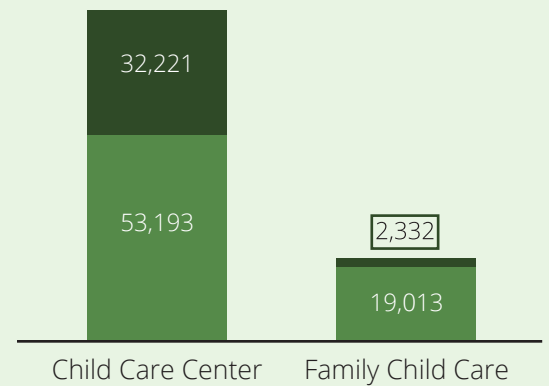


Quality Rating and Improvement System

Programs in QRIS not at Top Level    Programs in QRIS at Top Level



Capacity of Programs in QRIS not at Top Level    Capacity of Programs in QRIS at Top Level



## Contacts



[www.earlylearningindiana.org](http://www.earlylearningindiana.org)



[childcareaware.org](http://childcareaware.org)