

# 2020 State Fact Sheet GEORGIA

## Children in Georgia

Children under six  
785,073

Children with all parents in the workforce  
497,130

Children at or near poverty level  
375,536

## Child Care Spaces

2018 2019 As of July 2020

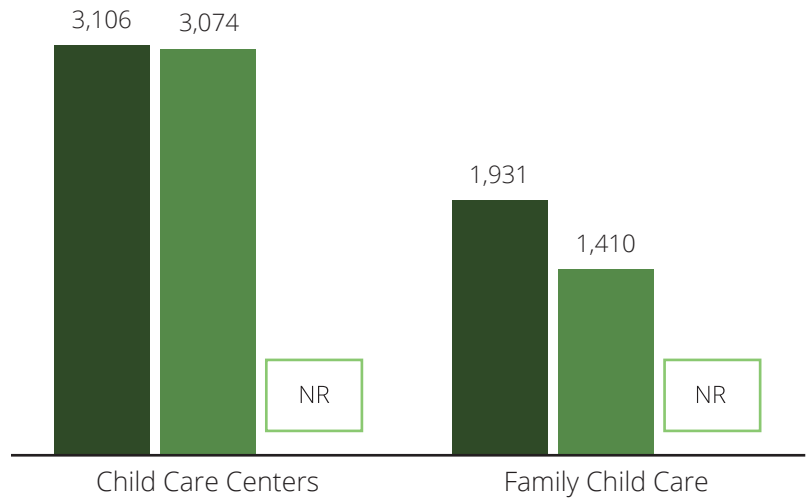
Child Care Center Spaces  
352,988  
354,303  
NR

Family Child Care Spaces

9,151  
8,416  
NR

## Child Care Programs

2018 2019 As of July 2020

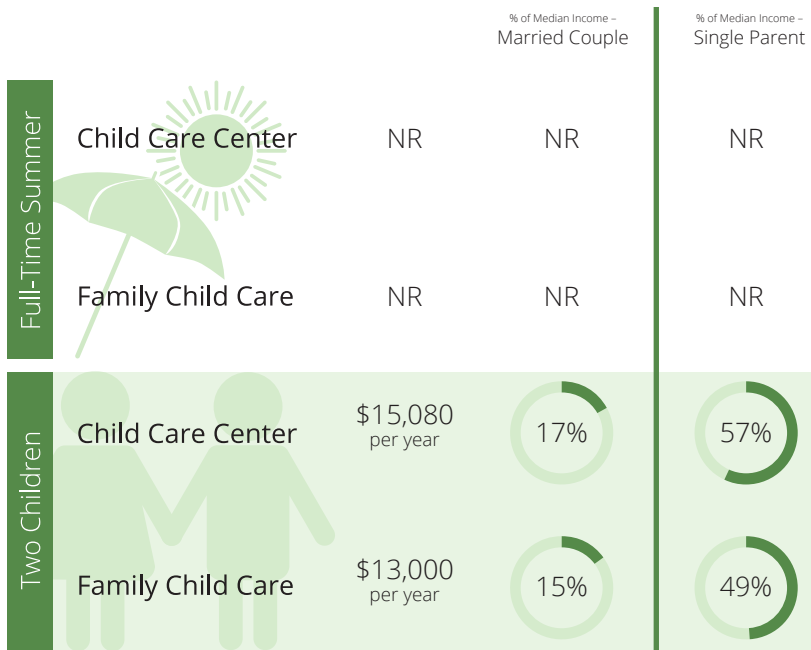


## Child Care Affordability


Age Group	Program	Cost per year	% of Median Income	
			Married Couple	Single Parent
Infant	Child Care Center	\$8,112	9%	31%
	Family Child Care	\$6,812	8%	26%
Toddler	Child Care Center	\$7,488	8%	28%
	Family Child Care	\$7,488	8%	28%
4-year-old	Child Care Center	\$6,968	8%	26%
	Family Child Care	\$6,188	7%	24%
Before/After School	Child Care Center	NR	NR	NR
	Family Child Care	NR	NR	NR



## Child Care Affordability Cont'd




## CCR&R Services

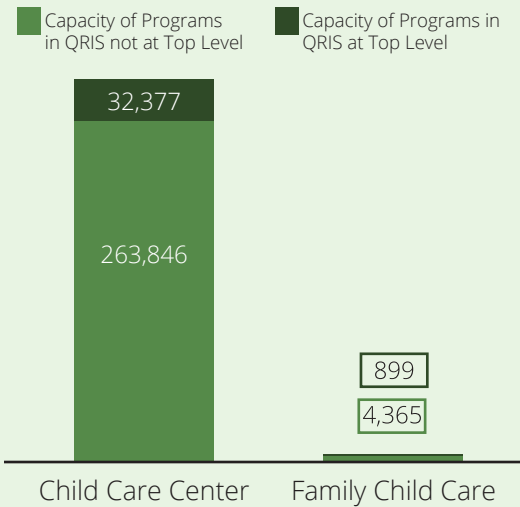
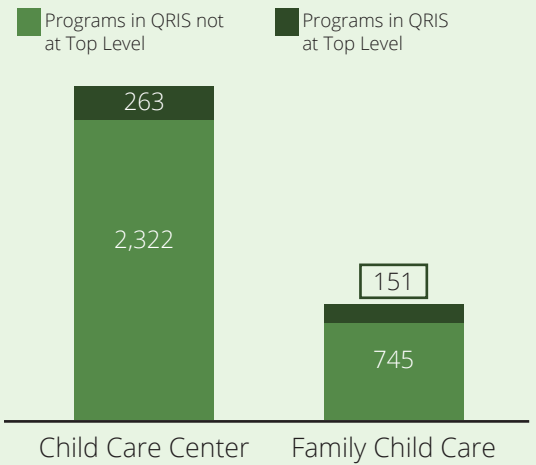


## Child Care Quality

### % of Nationally Accredited Programs



### Quality Rating and Improvement System



## Contacts



[www.gaccrra.org](http://www.gaccrra.org)



[childcareaware.org](http://childcareaware.org)