

2020 State Fact Sheet CALIFORNIA

Children in California

Children under six

2,958,883

Children with all parents in the workforce

1,772,997

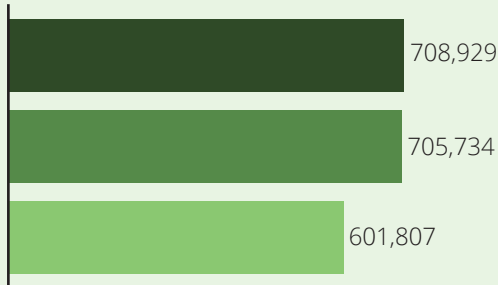
Children at or near poverty level

1,204,400

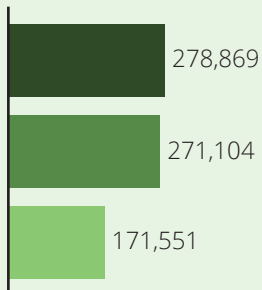
Child Care Spaces

2018 2019 As of July 2020

Child Care Center Spaces

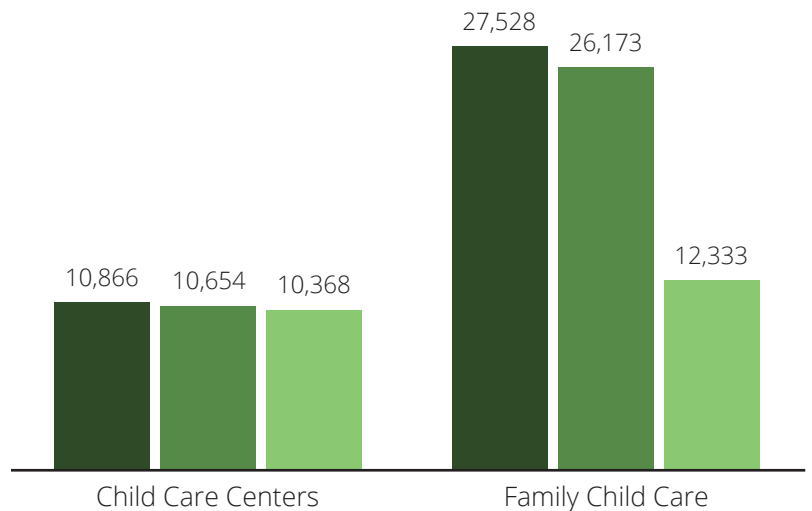


Family Child Care Spaces



Child Care Programs

2018 2019 As of July 2020





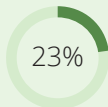
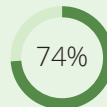


Child Care Affordability

Age Group	Program	Annual Cost	% of Median Income	
			Married Couple	Single Parent
Infant	Child Care Center	\$17,384 per year	18%	57%
	Family Child Care	\$11,718 per year	12%	38%
Toddler	Child Care Center	NR	NR	NR
	Family Child Care	NR	NR	NR
4-year-old	Child Care Center	\$12,168 per year	12%	40%
	Family Child Care	\$10,975 per year	11%	36%
Before/After School	Child Care Center	\$14,399 per year	19%	63%
	Family Child Care	\$13,479 per year	18%	59%



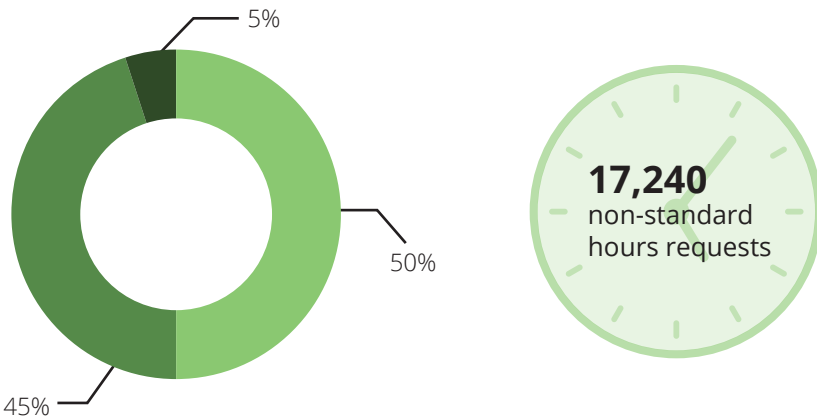
Child Care Affordability Cont'd

			% of Median Income – Married Couple	% of Median Income – Single Parent
Full-Time Summer	 Child Care Center	NR	NR	NR
	Family Child Care	NR	NR	NR
Two Children	 Child Care Center	\$29,552 per year	 30%	 96%
	Family Child Care	\$22,693 per year	 23%	 74%

CCR&R Services

174,656
referrals received

■ Requests for Center-based Care
 ■ Requests for Family Child Care
 ■ Not Specified



Child Care Quality

Nationally Accredited Child Care Centers

NR

Nationally Accredited Family
Child Care Homes

NR

QRIS System

NR

Contacts

California Child Care Resource & Referral

NETWORK

<https://rrnetwork.org/>



childcareaware.org