

2020 State Fact Sheet

ALABAMA

Children in Alabama

Children under six
350,920

Children with all parents in the workforce
214,150

Children at or near poverty level
175,731

Child Care Spaces

2018 2019 As of July 2020

Child Care Center Spaces

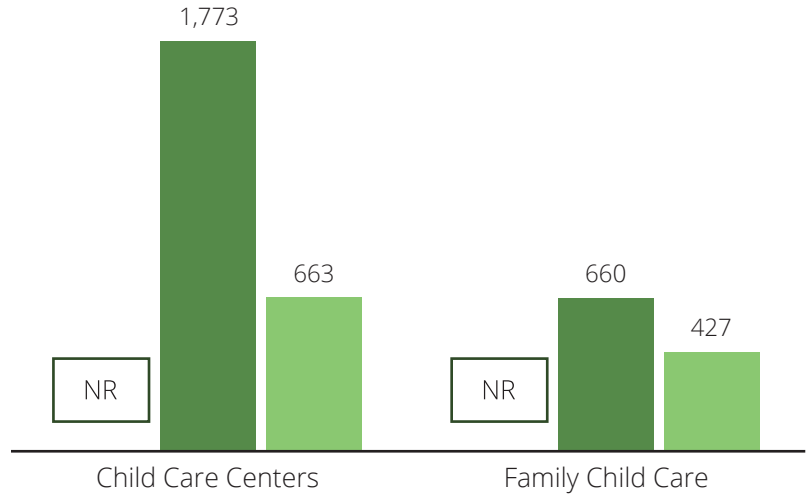
NR
NR
NR

Family Child Care Spaces

NR
NR
NR

Child Care Programs

2018 2019 As of July 2020



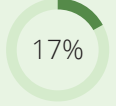


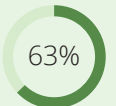


Child Care Affordability

Age Group	Program	Cost per year	% of Median Income	
			Married Couple	Single Parent
Infant	Child Care Center	\$7,592	9%	36%
	Family Child Care	\$6,778	8%	32%
Toddler	Child Care Center	\$7,592	9%	36%
	Family Child Care	\$6,778	8%	32%
4-year-old	Child Care Center	\$6,778	8%	32%
	Family Child Care	\$6,507	8%	31%
Before/After School	Child Care Center	NR	NR	NR
	Family Child Care	NR	NR	NR



Child Care Affordability Cont'd

			% of Median Income – Married Couple	% of Median Income – Single Parent
Full-Time Summer	 Child Care Center	NR	NR	NR
	Family Child Care	NR	NR	NR
Two Children	 Child Care Center	\$14,370 per year	 17%	 68%
	Family Child Care	\$13,285 per year	 16%	 63%

CCR&R Services



Child Care Quality

% of Nationally Accredited Programs



Quality Rating and Improvement System



Contacts



www.dhr.alabama.gov/child-care/



childcareaware.org